

Average number of cases per year in 2017-2021	Average number of deaths per year in 2017-2021	Number of survivors at end of 2021 (25-year prevalence)
13,821	4,520	104,458

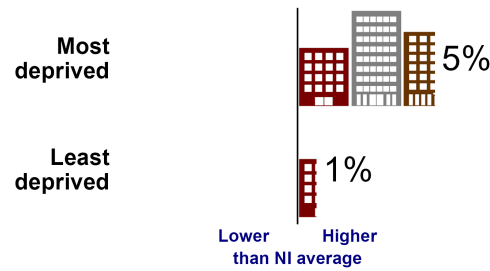
Odds (1 in ...) of developing cancer

(Diagnosed 2017-2021)



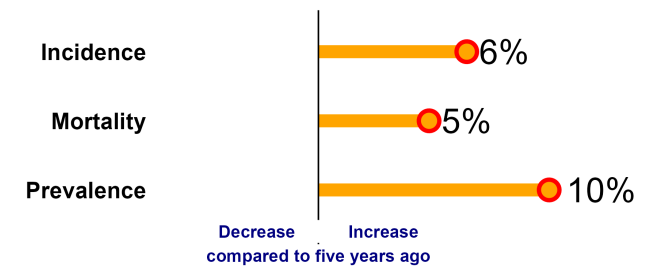
Incidence and deprivation

(Diagnosed 2017-2021)



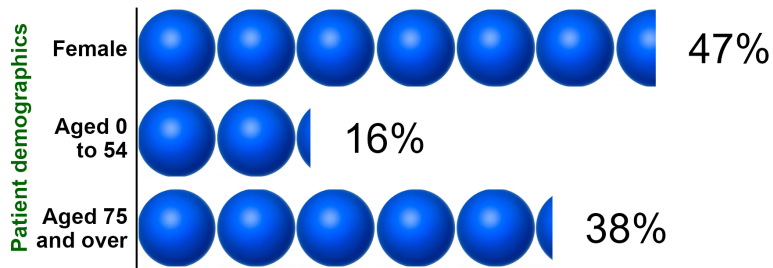
Trends in cancer

(Cases/deaths: 2017-2021 vs 2012-2016 ; 10-year prevalence: 2021 vs 2016)



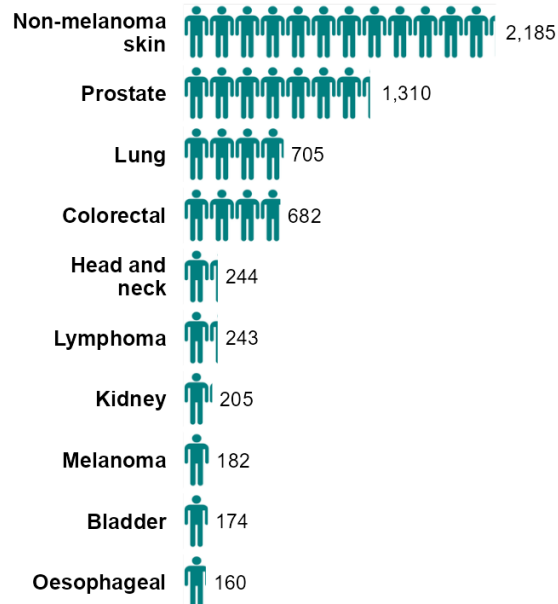
Key characteristics

(Average number per year, Diagnosed 2017-2021)



Cancer type - Males

(Average number per year, Diagnosed 2017-2021)



Cancer type - Females

(Average number per year, Diagnosed 2017-2021)

